





District Health Assessment for Multiple District 5M through June 2025

		Clubs							Membership							Member Strength		Cancellation		Reports			Finance		Leadership		
District Name	Status/ Number of Months in Status *	Active Clubs	Clubs in Status Quo	Total Clubs	% Status Quo Clubs in Financial Suspension	New Clubs	Cancelled Clubs	YTD Net Club Gain/Loss	Current Members In Active Clubs	Current Members In Status Quo Clubs	Current Total Members Count	YTD Add	YTD Drop	YTD NetGrowth (includes Active and Status Quo)	YTD NetGrowth% (includes Active and Status Quo)	Member Count 12 Months Ago	Average Member Count Per Club	% of Clubs with less than 20 members	Average Cancelled Club Age	Members Lost Due to Cancelled Clubs	% of Clubs Reporting Service	% No MMR in 3 Months	% No Officer Report in 12 months	% of Clubs with balance 90+ days	Number of Zone Chairs Recorded	Number of Region Chairs Recorded	District Officers Vacancies **
5M 10	T(24)	16	0	16	0%	0	0	0	345	0	345	52	32	20	6.15%	325	22	56%	0	0	100%	25%	0%	6%	0	0	
5M 11		17	0	17	0%	0	0	0	302	0	302	53	47	6	2.03%	296	18	71%	0	0	94%	18%	0%	6%	0	0	
5M 13	T(24)	46	0	46	0%	0	0	0	811	0	811	82	67	15	1.88%	796	18	63%	0	0	100%	37%	2%	2%	8	0	
		79	0	79	0%	0	0	0	1458	0	1458	187	146	41	2.89%	1,417	18	63%	0	0	99%	30%	1%	4%	8	0	



District Health Assessment for Multiple District 5 through June 2025

		Clubs							Membership							Member Strength		Cancellation		Reports			Finance	Leadership			
District Name	Status/ Number of Months in Status *	Active Clubs	Clubs in Status Quo	Total Clubs	% Status Quo Clubs in Financial Suspension	New Clubs	Cancelled Clubs	YTD Net Club Gain/Loss	Current Members In Active Clubs	Current Members In Status Quo Clubs	Current Total Members Count	YTD Add	YTD Drop	YTD NetGrowth (includes Active and Status Quo)	YTD NetGrowth% (includes Active and Status Quo)	Member Count 12 Months Ago	Average Member Count Per Club	% of Clubs with less than 20 members	Average Cancelled Club Age	Members Lost Due to Cancelled Clubs	% of Clubs Reporting Service	% No MMR in 3 Months	% No Officer Report in 12 months	% of Clubs with balance 90+ days	Number of Zone Chairs Recorded	Number of Region Chairs Recorded	District Officers Vacancies **
5 SKN	T(24)	51	0	51	0%	1	3	-2	1020	0	1020	145	155	-10	-0.97%	1,029	20	49%	49	38	45%	27%	0%	0%	6	0	
5 SKS		71	0	71	0%	0	0	0	1340	0	1340	135	150	-15	-1.11%	1,355	19	63%	0	0	73%	35%	0%	3%	6	1	
		122	0	122	0%	1	3	-2	2360	0	2360	280	305	-25	-1.05%	2,384	19	57%	49	38	61%	32%	0%	2%	12	1	




District Health Assessment for Multiple District 19 through June 2025

District Name	Status/ Number of Months in Status *	Clubs							Membership							Member Strength		Cancellation		Reports			Finance	Leadership			
		Active Clubs	Clubs in Status Quo	Total Clubs	% Status Quo Clubs in Financial Suspension	New Clubs	Cancelled Clubs	YTD Net Club Gain/Loss	Current Members In Active Clubs	Current Members In Status Quo Clubs	Current Total Members Count	YTD Add	YTD Drop	YTD NetGrowth (includes Active and Status Quo)	YTD NetGrowth% (includes Active and Status Quo)	Member Count 12 Months Ago	Average Member Count Per Club	% of Clubs with less than 20 members	Average Cancelled Club Age	Members Lost Due to Cancelled Clubs	% of Clubs Reporting Service	% No MMR in 3 Months	% No Officer Report in 12 months	% of Clubs with balance 90+ days	Number of Zone Chairs Recorded	Number of Region Chairs Recorded	District Officers Vacancies **
19 I		45	0	45	0%	0	0	0	967	0	967	136	176	-40	-3.97%	1,007	21	38%	0	0	89%	20%	0%	2%	0	0	
19 L		82	0	82	0%	0	6	-6	1726	0	1726	230	386	-156	-8.29%	1,882	21	49%	7	69	55%	17%	0%	5%	11	0	
19 O		22	0	22	0%	0	0	0	551	0	551	86	99	-13	-2.30%	564	25	41%	0	0	73%	9%	0%	5%	0	0	
		149	0	149	0%	0	6	-6	3244	0	3244	452	661	-209	-6.05%	3,453	22	44%	7	69	68%	17%	0%	4%	11	0	




District Health Assessment for Multiple District 49 through June 2025

		Clubs							Membership							Member Strength		Cancellation		Reports			Finance	Leadership			
District Name	Status/ Number of Months in Status *	Active Clubs	Clubs in Status Quo	Total Clubs	% Status Quo in Financial Suspension	New Clubs	Cancelled Clubs	YTD Net Club Gain/ Loss	Current Members In Active Clubs	Current Members In Status Quo Clubs	Current Total Members Count	YTD Add	YTD Drop	YTD NetGrowth (includes Active and Status Quo)	YTD NetGrowth% (includes Active and Status Quo)	Member Count 12 Months Ago	Average Member Count Per Club	% of Clubs with less than 20 members	Average Cancelled Club Age	Members Lost Due to Cancelled Clubs	% of Clubs Reporting Service	% No MMR in 3 Months	% No Officer Report in 12 months	% of Clubs with balance 90+ days	Number of Zone Chairs Recorded	Number of Region Chairs Recorded	District Officers Vacancies **
49 B	T(24)	5	0	5	0%	0	0	0	69	0	69	8	8	0	0.00%	69	14	60%	0	0	20%	60%	0%	0%	0	0	
		5	0	5	0%	0	0	0	69	0	69	8	8	0	0.00%	69	14	60%	0	0	20%	60%	0%	0%	0	0	




District Health Assessment for Multiple District A through June 2025

		Clubs							Membership							Member Strength		Cancellation		Reports			Finance	Leadership			
District Name	Status/ Number of Months in Status *	Active Clubs	Clubs in Status Quo	Total Clubs	% Status Quo Clubs in Financial Suspension	New Clubs	Cancelled Clubs	YTD Net Club Gain/Loss	Current Members In Active Clubs	Current Members In Status Quo Clubs	Current Total Members Count	YTD Add	YTD Drop	YTD NetGrowth (includes Active and Status Quo)	YTD NetGrowth% (includes Active and Status Quo)	Member Count 12 Months Ago	Average Member Count Per Club	% of Clubs with less than 20 members	Average Cancelled Club Age	Members Lost Due to Cancelled Clubs	% of Clubs Reporting Service	% No MMR in 3 Months	% No Officer Report in 12 months	% of Clubs with balance 90+ days	Number of Zone Chairs Recorded	Number of Region Chairs Recorded	District Officers Vacancies **
A 1	T(24)	37	0	37	0%	0	0	0	1067	0	1067	104	165	-61	-5.41%	1,128	29	38%	0	0	65%	11%	0%	0%	5	2	
A 2		43	0	43	0%	0	0	0	1314	0	1314	183	163	20	1.55%	1,294	31	35%	0	0	100%	16%	0%	2%	6	2	
A 3	T(21)	48	0	48	0%	0	0	0	1234	0	1234	193	173	20	1.65%	1,214	26	40%	0	0	83%	25%	2%	0%	8	3	
A 4		60	0	60	0%	0	1	-1	1299	0	1299	177	192	-15	-1.14%	1,314	22	50%	30	6	53%	20%	0%	2%	6	0	
A 5	T(24)	53	0	53	0%	1	0	1	1102	0	1102	160	169	-9	-0.81%	1,112	21	58%	0	0	68%	25%	2%	2%	23	0	
A 711		77	0	77	0%	4	4	0	1447	0	1447	416	326	90	6.63%	1,356	19	61%	28	41	75%	21%	1%	4%	11	4	
A 9	T(24)	39	0	39	0%	0	1	-1	1104	0	1104	99	146	-47	-4.08%	1,151	28	41%	19	10	97%	28%	0%	0%	7	0	
A 12	T(24)	43	0	43	0%	0	1	-1	938	0	938	115	176	-61	-6.11%	999	22	44%	7	40	77%	28%	0%	0%	7	3	
A 15		56	0	56	0%	0	1	-1	1309	0	1309	154	116	38	2.99%	1,271	23	48%	80	0	68%	18%	0%	4%	6	3	
A 16	T(24)	56	0	56	0%	2	0	2	1193	0	1193	220	156	64	5.67%	1,129	21	45%	0	0	100%	14%	0%	2%	7	4	
		512	0	512	0%	7	8	-1	12007	0	12007	1821	1782	39	0.33%	11,968	23	47%	31	97	78%	21%	1%	2%	86	21	




District Health Assessment for Multiple District N through June 2025

		Clubs							Membership							Member Strength		Cancellation		Reports			Finance		Leadership		
District Name	Status/ Number of Months in Status *	Active Clubs	Clubs in Status Quo	Total Clubs	% Status Quo Clubs in Financial Suspension	New Clubs	Cancelled Clubs	YTD Net Club Gain/Loss	Current Members In Active Clubs	Current Members In Status Quo Clubs	Current Total Members Count	YTD Add	YTD Drop	YTD NetGrowth (includes Active and Status Quo)	YTD NetGrowth% (includes Active and Status Quo)	Member Count 12 Months Ago	Average Member Count Per Club	% of Clubs with less than 20 members	Average Cancelled Club Age	Members Lost Due to Cancelled Clubs	% of Clubs Reporting Service	% No MMR in 3 Months	% No Officer Report in 12 months	% of Clubs with balance 90+ days	Number of Zone Chairs Recorded	Number of Region Chairs Recorded	District Officers Vacancies **
N 1		68	0	68	0%	1	2	-1	1382	0	1382	202	183	19	1.39%	1,363	20	63%	47	6	84%	26%	0%	4%	0	0	
N 2		65	0	65	0%	0	3	-3	1529	0	1529	195	246	-51	-3.23%	1,581	24	51%	40	50	82%	17%	5%	2%	11	0	2nd VDG
N 3	T(24)	46	0	46	0%	0	2	-2	1006	0	1006	143	261	-118	-10.50%	1,124	22	39%	34	29	74%	17%	0%	4%	8	0	
N 4	T(24)	49	0	49	0%	1	1	0	1051	0	1051	133	153	-20	-1.87%	1,071	21	45%	72	5	94%	20%	0%	2%	8	0	
		228	0	228	0%	2	8	-6	4968	0	4968	673	843	-170	-3.31%	5,139	22	51%	44	90	83%	21%	1%	3%	27	0	



District Health Assessment for Multiple District U through June 2025

 Status/ District Name Number of Months in Status *		Clubs							Membership							Member Strength		Cancellation		Reports			Finance	Leadership			
		Active Clubs	Clubs in Status Quo	Total Clubs	% Status Quo Clubs in Financial Suspension	New Clubs	Cancelled Clubs	YTD Net Club Gain/ Loss	Current Members In Active Clubs	Current Members In Status Quo Clubs	Current Total Members Count	YTD Add	YTD Drop	YTD NetGrowth (includes Active and Status Quo)	YTD NetGrowth% (includes Active and Status Quo)	Member Count 12 Months Ago	Average Member Count Per Club	% of Clubs with less than 20 members	Average Cancelled Club Age	Members Lost Due to Cancelled Clubs	% of Clubs Reporting Service	% No MMR in 3 Months	% No Officer Report in 12 months	% of Clubs with balance 90+ days	Number of Zone Chairs Recorded	Number of Region Chairs Recorded	District Officers Vacancies **
U 1	T(24)	43	0	43	0%	1	1	0	1032	0	1032	160	143	17	1.67%	1,013	24	44%	21	5	100%	30%	2%	2%	8	0	
U 2	T(24)	40	0	40	0%	0	1	-1	1004	0	1004	120	109	11	1.11%	993	25	30%	41	9	90%	18%	0%	3%	11	0	
U 3	T(24)	35	0	35	0%	0	0	0	784	0	784	74	61	13	1.69%	771	22	40%	0	0	94%	23%	0%	0%	8	0	
U 4	T(24)	31	0	31	0%	0	1	-1	543	0	543	55	80	-25	-4.40%	568	18	58%	51	13	97%	26%	0%	3%	7	0	GLT
		149	0	149	0%	1	3	-2	3363	0	3363	409	393	16	0.48%	3,345	23	42%	37	27	95%	24%	1%	2%	34	0	



District Health Assessment for Multiple District C through June 2025

District Name	Status/ Number of Months in Status *	Clubs							Membership							Member Strength		Cancellation		Reports			Finance		Leadership		
		Active Clubs	Clubs in Status Quo	Total Clubs	% Status Quo Clubs in Financial Suspension	New Clubs	Cancelled Clubs	YTD Net Club Gain/Loss	Current Members In Active Clubs	Current Members In Status Quo Clubs	Current Total Members Count	YTD Add	YTD Drop	YTD NetGrowth (includes Active and Status Quo)	YTD NetGrowth% (includes Active and Status Quo)	Member Count 12 Months Ago	Average Member Count Per Club	% of Clubs with less than 20 members	Average Cancelled Club Age	Members Lost Due to Cancelled Clubs	% of Clubs Reporting Service	% No MMR in 3 Months	% No Officer Report in 12 months	% of Clubs with balance 90+ days	Number of Zone Chairs Recorded	Number of Region Chairs Recorded	District Officers Vacancies **
C 1		87	0	87	0%	0	0	0	1613	0	1613	187	172	15	0.94%	1,599	19	70%	0	0	61%	44%	0%	6%	15	0	
C 2		85	0	85	0%	3	1	2	1861	0	1861	293	249	44	2.42%	1,817	22	47%	43	13	71%	39%	1%	2%	12	0	GLT
		172	0	172	0%	3	1	2	3474	0	3474	480	421	59	1.73%	3,416	20	59%	43	13	66%	41%	1%	4%	27	0	

\* - District Status: P - Provisional, T - Transitional.

\*\* - District Officers Vacancies: DG - District Governor, 1st VDG - First Vice District Governor, 2nd VDG - Second Vice District Governor.